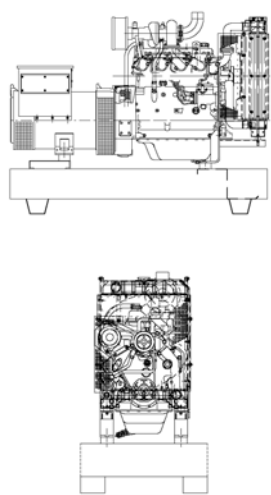
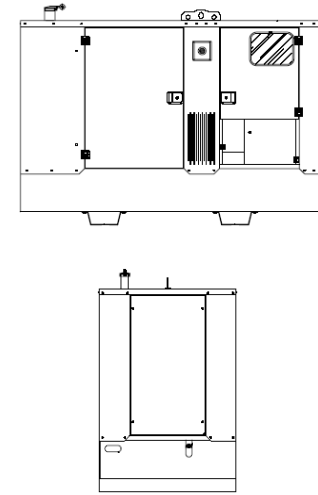











GRUPPO ELETTROGENO GENERATING SET GROUPE ELECTROGENE		50 Hz	60 Hz	G70JD		GX70JD	
Tensione Voltage Voltage	<b>Volt</b>	<b>400/231</b>	<b>220/127</b>	Versione aperta Open version Version ouverte		Versione insonorizzata Soundproof version Version insonorisée	
Potenza servizio continuo Continuous power Puissance service continue	<b>kVA</b>	<b>63,0</b>	<b>75,0</b>				
Potenza servizio emergenza Standby power Puissance service secours	<b>kVA</b>	<b>69,3</b>	<b>82,5</b>				
Fattore di potenza Power factor Facteur de puissance		<b>cos 0,8</b>					
Potenza servizio continuo Continuous power Puissance service continue	<b>kWe</b>	<b>50,4</b>	<b>60,0</b>				
Potenza servizio emergenza Standby Power Puissance service secours	<b>kWe</b>	<b>55,4</b>	<b>66,0</b>				
Consumo combustibile carico 70% Fuel consumption 70% load Consumation combustible 70% charge		<b>9,5 l/h</b>	<b>11,2 l/h</b>				
<b>MOTORE ENGINE MOTEUR</b>	<b>giri/min rpm tr/min</b>	<b>1500</b>	<b>1800</b>	<b>ALTERNATORE ALTERNATOR ALTERNATEUR</b>	<b>giri/min rpm tr/min</b>	<b>1500</b>	<b>1800</b>
Modello Model Modèle				Modello Model Modèle			
Potenza servizio continuo Continuous power Puissance service continue	<b>KWm</b>	<b>56,0</b>	<b>66,5</b>	Potenza servizio continuo Continuous power Puissance service continue		<b>40°C 70 kVA</b>	<b>40°C 75 kVA</b>
Potenza servizio emergenza Standby power Puissance service secours	<b>KWm</b>	<b>61,0</b>	<b>73,5</b>	Efficienza massima Max efficiency Rendement maximal		<b>91,5 %</b>	<b>91,3 %</b>
Aspirazione Aspiration Aspiration		Sovralimentata Turbocharged Suralimentée		Eccitatrice Exciter Excitatrice		<b>Senza spazzole - ponte di diodi Brushless - edge of diodes Sans balais - pont de diodes</b>	
Raffreddamento Cooling system Refroidissement		Acqua Water Eau		Morsetti Wires Fils		<b>12</b>	
Regolatore di giri Speed governor Régulateur de vitesse		Meccanico Mechanical Mécanique		Corrente di cortocircuito Short-circuit current Courant de court-circuit		<b>300%: 10 s</b>	
Numero cilindri Cylinders number Nombre des cylindres		<b>4</b>		Poli Poles Pôles	Fasi Phases Phases	<b>4</b>	<b>3+ N</b>
Cilindrata Displacement Déplacement		<b>cm<sup>3</sup> 3.900</b>		Isolamento Insulation Isolation	Protezione Protection Protection	<b>H</b>	<b>IP 23</b>
Alesaggio x corsa Bore x stroke Alésage x course		<b>106 x 110 mm</b>		Regolatore di tensione Voltage regulation Régulation du voltage	AVR	<b>0,5 %</b>	<b>R 438 AREP</b>
<b>INFORMAZIONI LOGISTICHE LOGISTIC INFORMATION INFORMATIONS LOGISTIQUES</b>				<b>QUADRO ELETTRICO CONTROL PANEL COFFRET DE COMMANDE</b>			
	Serbatoio Fuel tank Réservoir	Peso Weight Poids	Dimensioni Dimensions Dimensions	Manuale standard Manual standard Manuel standard	Automatico in opzione Automatic optional Automatique en option		
							
	<b>l</b>	<b>Kg</b>	<b>cm (L x W x H))</b>				
<b>G70JD</b>	<b>75</b>	<b>1.050</b>	<b>162 77 134</b>				
<b>GX70JD</b>	<b>135</b>	<b>1.350</b>	<b>230 113 165</b>	<b>QM120</b>	<b>Q4400AMF</b>	<b>Q4400ATS</b>	<b>Q4400STS</b>