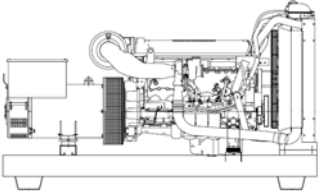
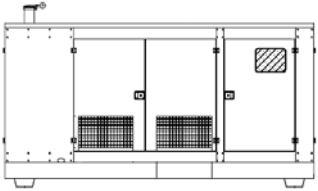
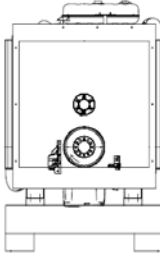
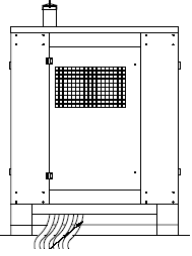






GRUPPO ELETTROGENO GENERATING SET GROUPE ELECTROGENE		50 Hz	60 Hz	G301V		GQ301V	
Tensione Voltage Voltage	Volt	400/231	220/127	Versione aperta Open version Version ouverte		Versione insonorizzata Soundproof version Version insonorisée	
Potenza servizio continuo Continuous power Puissance service continue	kVA	280	286				
Potenza servizio emergenza Standby power Puissance service secours	kVA	308	315				
Fattore di potenza Power factor Facteur de puissance		cos 0,8					
Potenza servizio continuo Continuous power Puissance service continue	kWe	224	229				
Potenza servizio emergenza Standby Power Puissance service secours	kWe	246	252				
Consumo combustibile carico 70% Fuel consumption 70% load Consommation combustible 70% charge		40,3 l/h	41,3 l/h				
MOTORE ENGINE MOTEUR	giri/min rpm tr/min	1500	1800	ALTERNATORE ALTERNATOR ALTERNATEUR	giri/min rpm tr/min	1500	1800
Modello Model Modèle		VOLVO PENTA TAD 940 GE		Modello Model Modèle		LEROY SOMER LSA 46.2 LSA 46.2	
Potenza servizio continuo Continuous power Puissance service continue	KWm	240	246	Potenza servizio continuo Continuous power Puissance service continue		40°C 280 kVA	40°C 289 kVA
Potenza servizio emergenza Standby power Puissance service secours	KWm	265	273	Efficienza massima Max efficiency Rendement maximal		93,5 %	93,2 %
Aspirazione Aspiration Aspiration		Sovralimentata Turbocharged Suralimentée		Eccitatrice Exciter Excitatrice		Senza spazzole - ponte di diodi Brushless - edge of diodes Sans balais - pont de diodes	
Raffreddamento Cooling system Refroidissement		Acqua Water Eau		Morsetti Wires Fils		12	
Regolatore di giri Speed governor Régulateur de vitesse		Elettronico Electronic Electronique		Corrente di cortocircuito Short-circuit current Courant de court-circuit		300%: 10 s	
Numero cilindri Cylinders number Nombre des cylindres		6		Poli Poles Pôles	Fasi Phases Phases	4	3+ N
Cilindrata Displacement Déplacement		cm³ 9.360		Isolamento Insulation Isolation	Protezione Protection Protection	H	IP 23
Alesaggio x corsa Bore x stroke Alésage x course		120 x 138 mm		Regolatore di tensione Voltage regulation Régulation du voltage	AVR	0,5 %	R 448 AREP
INFORMAZIONI LOGISTICHE LOGISTIC INFORMATION INFORMATIONS LOGISTIQUES				QUADRO ELETTRICO CONTROL PANEL COFFRET DE COMMANDE			
	Serbatoio Fuel tank Réservoir	Peso Weight Poids	Dimensioni Dimensions Dimensions	Manuale standard Manual standard Manuel standard	Automatico in opzione Automatic optional Automatique en option		
	l	Kg	cm (L x W x H))				
G301V	280	2.100	283 110 176	QM120	Q4400AMF	Q4400ATS	Q4400STS
GQ301V	340	3.380	383 123 221				

