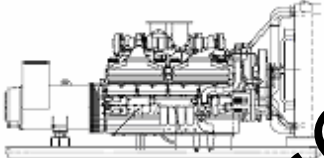












GRUPPO ELETTROGENO GENERATING SET GROUPE ELECTROGENE		50 Hz	60 Hz	G2250C		GQ2250C	
Tensione Voltage Voltage	Volt	400/231	380/220	Versione aperta Open version Version ouverte		Versione insonorizzata Soundproof version Version insonorisée	
Potenza servizio continuo Continuous power Puissance service continue	kVA	2.000	---				
Potenza servizio emergenza Stand by power Puissance service secours	kVA	2.200	---				
Fattore di potenza Power factor Facteur de puissance		cos 0,8					
Potenza servizio continuo Continuous power Puissance service continue	kWe	1.625	---				
Potenza servizio emergenza Stand-by Power Puissance service secours	kWe	1.788	---				
Consumo combustibile carico 70% Fuel consumption 70% load Consommation combustible 70% charge		272 l/h	---				
MOTORE ENGINE MOTEUR	giri/min rpm tr/min	1500	1800	ALTERNATORE ALTERNATOR ALTERNATEUR	giri/min rpm tr/min	1500	1800
Modello Model Modèle		 QSK60G4		Modello Model Modèle		 LSA 51.2 ---	
Potenza servizio continuo Continuous power Puissance service continue	KWm	1.695	---	Potenza servizio continuo Continuous power Puissance service continue		40°C 2.000 kVA	---
Potenza servizio emergenza Standby power Puissance service secours	KWm	1.880	---	Efficienza massima Max efficiency Rendement maximal		96,2 %	---
Aspirazione Aspiration Aspiration		Sovralimentata Turbocharged Suralimentée		Excitatrice Exciter Excitatrice pivotante		Senza spazzole - ponte di diodi Brushless - edge of diodes Sans balais - pont de diodes	
Raffreddamento Cooling system Refroidissement		Acqua Water Eau		Morsetti Wires Fils		6	
Regolatore di giri Speed governor Régulateur de vitesse		Elettronico Electronic Electronique		Corrente di cortocircuito Short-circuit current Courant de court-circuit		300%: 10 s	
Numero cilindri Cylinders number Nombre des cylindres		16		Poli Poles Pôles	Fasi Phases Phases	4	3+ N
Cilindrata Displacement Déplacement		60.200 cm³		Isolamento Insulation Isolation	Protezione Protection Protection	H	IP 23
Alesaggio x corsa Bore x stroke Alésage x course		159 x 190 mm		Regolatore di tensione Voltage regulation Régulation du voltage	AVR	0,5 %	R 449 AREP
INFORMAZIONI LOGISTICHE LOGISTIC INFORMATION INFORMATIONS LOGISTIQUES				QUADRO ELETTRICO CONTROL PANEL COFFRET DE COMMANDE			
	Serbatoio Fuel tank Réservoir	Peso Weight Poids	Dimensioni Dimensions Dimensions		Manuale standard Manual standard Manuel standard	Automatico in opzione Automatic optional Automatique en option	
							
	l	Kg	cm (L x W x H))				
G2250C	600	17.700	610	230	260		
GQ2250C	400	ISO 40' CONTAINER					
				QM4400	Q 4400AMF	Q4400ATS	Q4400STS